



AlCu, bi-metallic terminals 16 - 1200 mm²

- used primarily to terminate Al-conductors to Cu appliance studs, Cu bus bars, etc.
- two adjacent crimps are necessary - crimp sequence, see picture



Crimp sequence.

Cat. no. stranded, mm ²	Solid	mm W	d	N	N ₁	L	Pcs/ pack	Crimp tools page				Note
								9:7	9:11	9:16	9:27-33	
AKK 16-8	25 (16)	16,0	5,9	8,5	10,0	66	48	9:7	9:11	9:16	9:27-33	
AKK 25-8	35	16,0	6,8	8,5	10,0	66	48	↓				
AKK 25-12	35	22	10,0	11,5	15,5	75	24	↓				
AKK 35-8	50	25	8,5	12,5	12,5	89	24					
AKK 50-8	70	25	9,6	12,5	12,5	89	24					
AKK 50-10	70	25	9,6	12,5	12,5	89	24					
AKK 50-12	70	25	9,6	12,5	12,5	89	24					
AKK 70-8	95	25	11,3	12,5	12,5	89	24					
AKK 70-10	95	25	11,3	12,5	12,5	89	24					
AKK 70-12	95	25	11,3	12,5	12,5	89	24					
AKK 95-8	120	30	12,5	15,0	15,0	114	24					
AKK 95-10	120	30	12,5	15,0	15,0	114	24					
AKK 95-12	120	30	12,5	15,0	15,0	114	24					
AKK 95-16	120	30	12,5	15,0	15,0	115	24					
AKK 120-10	150	30	14,0	15,0	15,0	114	12					
AKK 120-12	150	30	14,0	15,0	15,0	114	12					
AKK 120-16	150	30	14,0	15,0	15,0	114	12					
AKK 150-10	185	30	15,8	15,0	15,0	114	12					
AKK 150-12	185	30	15,8	15,0	15,0	114	12					
AKK 150-16	185	30	15,8	15,0	15,0	114	12					
AKK 185-10	240	30	17,6	15,0	15,0	116	12					
AKK 185-12	240	30	17,6	15,0	15,0	116	12					
AKK 185-16	240	30	17,6	15,0	15,0	116	12					
AKK 240-10		30	19,8	15,0	15,0	116	12					
AKK 240-12		30	19,8	15,0	15,0	116	12					
AKK 240-16		30	19,8	15,0	15,0	116	12					
AKK 300-12		37	22	18,5	18,5	155	6					
AKK 300-16		37	22	18,5	18,5	155	6					
AKK 300-20		37	22	18,5	18,5	155	6					
AKK 300-12 Solid		37	20	18,5	18,5	155	6					
AKK 300-16 Solid		37	20	18,5	18,5	155	6					
AKK 300-20 Solid		37	20	18,5	18,5	155	6					
AKK 400-12		37	25	18,5	18,5	155	6					
AKK 400-16		37	25	18,5	18,5	155	6					
AKK 400-20		37	25	18,5	18,5	155	6					
AKK 500A-16		55	28	26	29	224	3					4
AKK 500A-20		55	28	26	29	224	3					4
AKK 500A/1		55	28	70*		239						2
AKK 500A/2		70	28	70*		239						2
AKK 500B-16		42	28	21	21	174	3					5
AKK 500B-20		42	28	21	21	174	3					5
AKK 500B-1		42	28	70*		202	3					2
AKK 500B-2		70	28	70*		211						2
AKK 630A/1		55	32	70*		239						1,2
AKK 630A/2		70	32	70*		239						1,2
AKK 800/1		62	36	70*		263		9:36				1,2
AKK 800/2		75	36	75*		275		↓				1,2
AKK 1000/1		62	40	70*		263						1,2
AKK 1000/2		75	40	75*		275						1,2
AKK 1200		75	44	75*		310		↓				1,2

* the full palm length

Note

- 1 Stranded, compacted conductor
- 2 Unholed palm
- 3 For solid conductors only
- 4 Outer barrel diam. 52 mm.
- 5 Outer barrel diam. 44 mm.

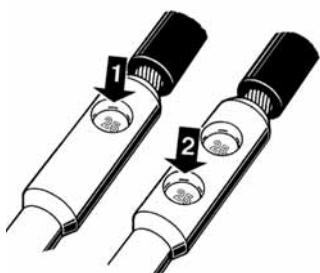
5





AlCu bi-metallic pin terminals, 16 - 300 mm²

- used to connect Al conductors to mechanical clamp type connections for round Cu pins.
- two adjacent crimps are necessary - crimp sequence, see picture



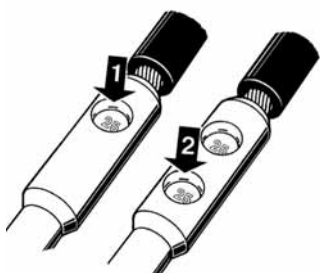
Crimp sequence.

Cat. no. stranded, mm ²	Solid mm ²	mm e	d	D	L ₁	L	Pcs/ pack	Crimp tools page			
								9:7	9:11	9:16	9:27-33
AKP 16	25 (16)	6,0	5,9	13,0	25	56	48	9:7	9:11	9:16	9:27-33
AKP 25	35	6,0	6,8	13,0	25	56	48	9:7			
AKP 35	50	9,0	8,5	20	25	78	24				
AKP 50	70	9,0	9,6	20	35	88	24				
AKP 70	95	9,0	11,3	20	35	88	24				
AKP 95	120	12,0	12,5	25	35	103	24				
AKP 120	150	12,0	14,0	25	40	108	24				
AKP 150	185	12,0	15,8	25	40	108	24				
AKP 185	240	14,0	17,6	32	45	113	12				
AKP 240		14,0	19,8	32	45	113	12				
AKP 300		16,0	22	36	50	143	9				

5

Transition connectors for Al conductors 16 - 95 mm² to Cu solid conductors 10 mm²

- adapter connector from stranded Al-conductor to solid Cu-conductor 10 mm² (e.g. Excel, Excelett)
- two crimps are necessary for both Al and Cu, crimp sequence see picture (equal order for Cu)



Crimp sequence.

Cat. no., mm ² , Al-Cu	Solid Al mm ²	mm d	d ₁	L	Pcs/ pack	Crimp tools page		Note
AKS 16-10S	25 (16)	5,9	4,5	64	48	9:7	9:11-33	1
AKS 25-10S	35	6,8	4,5	64	48	9:7		1
AKS 35-10S	50	8,5	4,5	86	48			1
AKS 50-10S	70	9,6	4,5	86	24			1
AKS 70-10S	95	11,3	4,5	86	24			1
AKS 95-10S	120	12,5	4,5	101	24			1

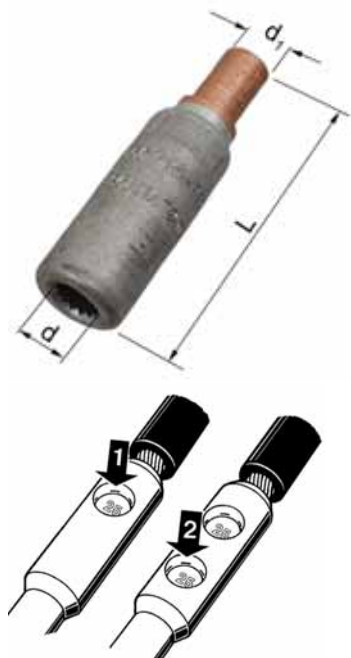
Note

1. Make two crimps also on the Cu-side.



AlCu bimetallic through connectors 16 - 400 mm²

- connect Al-conductors to Cu-conductors
- stranded/solid Al-conductors, stranded/flexible Cu conductor
- two adjacent crimps for Al, see picture; normally one for Cu, see note
- when crimping the Cu-part, place the dies between the circular groove on the Cu-barrel and the edge



Crimp sequence.

Cat. no., mm ² , Al-Cu	Solid Al mm ²	mm d	d ₁	L	Pcs/ pack	Crimp tools page			
						9:7	9:11	9:16	9:27-33
AKS 16-10	25 (16)	5,9	5,0	46	48				
AKS 25-10	35	6,8	5,0	46	48	↓			
AKS 25-16	35	6,8	6,0	46	48				
AKS 35-10	50	8,5	5,0	66	24				
AKS 35-16	50	8,5	6,0	66	24				
AKS 35-25	50	8,5	8,0	69	24				
AKS 50-10	70	9,6	5,0	66	24				
AKS 50-16	70	9,6	6,0	66	24				
AKS 50-25	70	9,6	8,0	69	24				
AKS 50-35	70	9,6	9,0	71	24				
AKS 50-50	70	9,6	11,0	76	24				
AKS 70-35	95	11,3	9,0	71	24				
AKS 70-50	95	11,3	11,0	76	24				
AKS 70-70	95	11,3	13,0	78	24				
AKS 95-10	120	12,5	5,0	81	24				
AKS 95-16	120	12,5	6,0	81	24				
AKS 95-25	120	12,5	8,0	84	24				
AKS 95-35	120	12,5	9,0	86	24				
AKS 95-50	120	12,5	11,0	91	24				
AKS 95-70	120	12,5	13,0	93	24				
AKS 95-95	120	12,5	15,0	94	24				
AKS 120-50	150	14,0	11,0	91	24				
AKS 120-70	150	14,0	13,0	93	24				
AKS 120-95	150	14,0	15,0	94	24				
AKS 120-120	150	14,0	17,0	98	24				
AKS 150-25	185	15,8	8,0	84	24				
AKS 150-35	185	15,8	9,0	86	24				
AKS 150-50	185	15,8	11,0	91	24				
AKS 150-70	185	15,8	13,0	93	24				
AKS 150-95	185	15,8	15,0	94	24				
AKS 150-120	185	15,8	17,0	99	24				
AKS 150-150	185	15,8	19,0	99	24				
AKS 185-95	240	17,6	15,0	94	12				
AKS 185-120	240	17,6	17,0	99	12				
AKS 185-150	240	17,6	19,0	100	12				
AKS 185-185	240	17,6	21	100	12				
AKS 240-35		19,8	9,0	87	12				
AKS 240-50		19,8	11,0	91	12				
AKS 240-70		19,8	13,0	94	12				
AKS 240-95		19,8	15,0	94	12				
AKS 240-120		19,8	17,0	99	12				
AKS 240-150		19,8	19,0	100	12				
AKS 240-185		19,8	21	100	12				
AKS 240-240A		19,8	22,5	100	12				
AKS 300-150		22	19,0	124	9				
AKS 300-185		22	21	124	9				
AKS 300-240A		22	22,5	125	9				
AKS 400-150		25	19,0	124	6				
AKS 400-185		25	21	124	6				
AKS 400-240A		25	22,5	124	6				
AKS 400-300A		25	24,5	125	6				

5

