



SI 2000

**The SI 2000
computerised
identification
system
is the natural
evolution
of the original
TRASP system**



With a personal computer and a dedicated plotter, SI 2000 and its software make it possible to create identification markers with the minimum possibility of error and with a considerable saving in both time and labour. The associated SIMPLO software can be used with ease even by an inexperienced operator, and is Windows compatible. Ideally suited for the generation of longer idents, variation, volume marking or where there is a great degree of repetition. The operator can see on the monitor what will be plotted and He is assisted by the screen index in selecting the correct products. The plotted tags once prepared can in some cases be mounted directly to components, or used with a wide variety of special designed holders, dependant upon the particular application. Some markers created using the plotter are also fully compatible with the range of holders from the TRASP system. The associated SIMPLO software can be used with ease even by less experienced operators, and it is fully Windows compatible.



SIMPLO			
	SIMPLO 2000	WIN 95, 98, NT, 2000, XP	1

Simplo 2000 Multiprint

Simplo2000 Multiprint is a software application designed by Grafoplast for marking cores, cables, components and equipment. It is exceptionally user friendly, information is displayed on screen through a simple and perceptive interface. With just a few basic steps, a series of idents are created on screen (alphabetical, numerical or even imported logos), these can easily be modified at any time prior to generation. Once the information has been confirmed very quick, high quality results are obtained.

With Simplo 2000 several operations can be carried out simultaneously on different external devices (plotters, laser printers and SI2Koffering the ultimate in flexibility and vast time saving.

Let's take a look at some of the features: of the software

• Compatibility with all Windows operating systems (95, 98 Nt (service pack 6) 2000.XP)

* Available in 5 languages with handbooks and help on line

* Compatibility with all screen resolutions : 640x480,, 800x600, 1024x768.

* Management of all Windows True Type fonts. In particular, for the plotter the Grafoplast font used is designed to have just one pass of the pen

* Complete library of the symbols used in the electrotechnical sector

* Complete management of characters: vertical and horizontal dimensions, horizontal spacing, line pitch, 0 to 360 degrees rotation

* Definition of all text attributes (vertical and horizontal alignment, vertical writing, compacting into the writing space, colour management) and possibility to write on several lines.

* Management of character properties: bold, italics, bold and italics

* Clipping management on the screen and in printing. When a text exceeds the size of the label a warning is displayed on the screen

* Compatibility with the most common image formats (gif, jpg, jpeg, bmp,wmf) with horizontal and vertical arrangement functions

* Integrated Graphic Editor for plate customising with the possibility to insert several images at the same time, using different fonts, inserting the fixed parts and the variable parts of the text.

* Complete printing functions, possibility to define repetitions, grouping, change the print starting position and also to address the printing onto an item that is not the one you are working with on the screen. You can print a file generated for the plotter on an A4 (297x210 mm) sheet to check if the data is correct .

* Optimisation of space on hard disk to save the prepared files

* Copy and paste utility between the different Windows applications

* Compatibility with the most widely used CAD programmes

Other services offered by Grafoplast:

* Free downloading from the www.grafoplast.it site to update new items and support utilities created following demands.

* Grafoplast phone (+39 0131 718477) for assistance and technical information


System minimum requirements:

Pentium II 133 Mhz

Ram 16 Mb for Windows 95, recommended at least 32/64 Mb, 64 Mb for Windows Nt, 2000, XP

Free space on hard disk 10/15 Mb

Free serial port: (RS232) or parallel



BASE System	#								
	SI 2001 C3 WIN		WINDOWS						
Kit Modifica	#								
	SIMPLOKIT03	Mutoh	Software Simplo 2000						
		serie Germania	Piastra per plotter SI2009						
			Piastra per plotter per targhette SIT SI2009SIT						
			Pennino antiessiccamento Ø 0,35 SI2003T3						
	SIMPLOKIT04	Roland	Software Simplo 2000						
		serie Italia	Piastra per plotter Roland GM SI2009GM						
			Piastra per plotter per targhette SIT SI2009SITGM						
			Placchetta di riferimento SIREF02						

BASE System

The basic Kit consists on SIMPLO software, plotter SI PLOT, the plates SI2009 and SI2009SIT and the accessories kit

Kit Modifica

Thes kits allow to use Simplo and all the Grafoplast marking accessories with the other systeme

LEGENDA

Accessories

SI 2000 accessories have been designed to guarantee the very best plotting results.



Pen

Adapter Tie

#	Ø		Gift	#		Gift
SI 2003 T2	0,25	GraphtecSekonic	1	SI 2016 GF	Plotter Graphtech (Tessere e disegni)	1
SI 2003 T3	0,35	GraphtecSekonic	1			
SI 2003 T5	0,50	GraphtecSekonic	1			
SI 2003 T7	0,70	GraphtecSekonic	1	SI 2016 RFA	Plotter Sekonic Houston	1
SI 2003 T2B	0,25	Mutoh serie Italia Roland serie Italia	1			
SI 2003 T3B	0,35		1			
SI 2003 T5B	0,50		1			
SI 2003 T7B	0,70		1			
SI 2003 T2C	0,25		1			
SI 2003 T3C	0,35	Mutoh	1			
SI 2003 T5C	0,50	serie	1			
SI 2003 T7C	0,70	Germania	1			

These plotting pens are ideal to be used with SI 2010 ink. The T pens series are anti-dessication. Indispensable accessory for pen utilization.



Reactivator

Felt-tip pen

#	Gift	#		Gift
SI 2006	1	SI 2014 N	Graphtec Etichette SIFK	5

The activator pump removes dried ink residues that have built-up inside the pen.

Felt-tip pen made of indelible fibre to be used with SIFK labels. Not suitable for tags or strip.



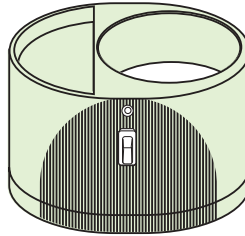
Ink

Solvent

SI 2010	Nero	30 ml x1	SI 2011 CC	200 ml x 1
SI 2010 R	Rosso	30 ml x1		
SI 2010 G	Verde	30 ml x1		

The ink is indelible and UVA resistant.

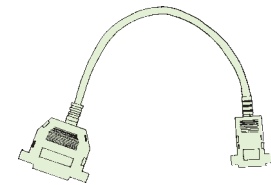
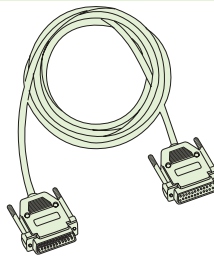
The solvent keeps the ink fluid and cleans the pen.



Ultrasonic Cleaner

SI 2013	da collegare a rete	1

Mains-powered ultrasonic cleaner is used for thorough cleaning.



Serial Cable

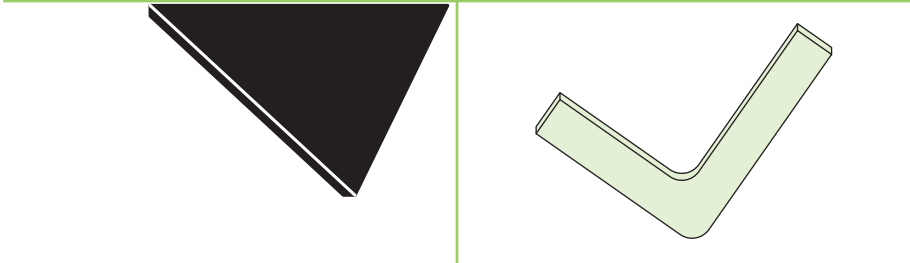
Cable Adapter

SI 2007	PC / Plotter m 2 (standard)	1	SI 2018	p.c. / plotter (9 / 25 pins)	1

This cable connects the computer to the plotter.

The adapter makes it possible to connect the serial cable to the computer with a 9-pin plug.

LEGENDA



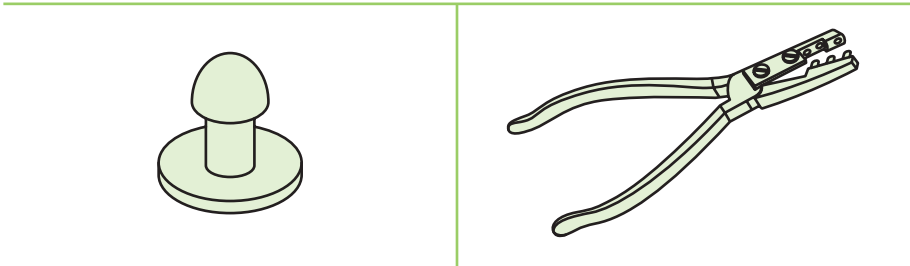
Plotting Support

Support for Mutoh plate

SI 2019	Plotter Graphtec	1	SI 2020 MU	Mutoh	1

Useful for using the plotter to draw on sheets of paper.

Suitable to fix the plate on Mutoh plotter.



Plug

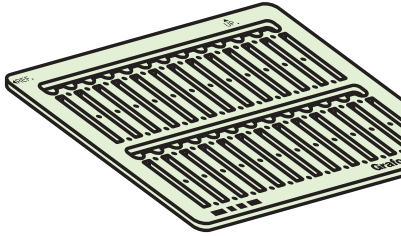
Cutting & Punching Pliers

SIT 0001	SIT	1	SIT 0002	SIT	1

Suitable to attach sheets of paper to SI 2009 SIT plate.

For cutting 10 mm high SIT strips (SITW804)



#	SI 2009	#		
		SI 2009	SI HF 2/10-15-30	mm 370x330x4
			SI HF 21...	
			SI HF 22...	
			SI HF 31...	
			SI HF 32G-M-MWK-F	
			SI HF 35...	
			SI HF 36...	
			SI HF 42...	
			SI HF 44...	
			SI HF 51...	
			SI HF 52...	
			SI HF 65LW÷LW7÷LWK	
			SIT HF 301÷401÷601÷991	
			SI HFTM...	
			SIT HF 01-02-03	
		SI 2009 C	SI HF 65 ÷ 66 ÷ 68 CW	mm 370x330x4
		SI 2009 D	SI HF 65 ÷ 66 ÷ 68 DW	mm 370x330x4
		SI 2009 W	SI HF 20....	mm 370x330x4
			SI HF 25 LW	
			SI HF 32 HW	
			SI HF 50 GW	
			SI HF 65 -	
			SI HF 50 GW	
			SI HF 51 CW...	
			SI HF 52...	
			SI HF 65 ÷ 66 ÷ 68 BW	
			SI HF 65 ÷ 66 ÷ 68 EW	
		SI 2009 X	SI HF 2/ 23	mm 370x330x4
		SI 2009 SIT	SIT 600	mm 440x295x4
			SIT W 804 X /420	
			SIT W 806 X /420	
			SIT W 808 X /420	
			UFX	

 AL

 1

Plate for plotter

This is the accessory onto which the SI and SIT tags are attached when using the plotter system to create markers.

LEGENDA



#	SI 1001	#	SI HFC1
mm 20		SI 1001	240
1 PVC 2 PE HF		SI HFC1	240
-50 ÷ +80 °C			
UL-94 Class V0			
Transparent / Light blue		Acids - Water- Oils - Powders	
SI HF44		Absence of toxic substances	

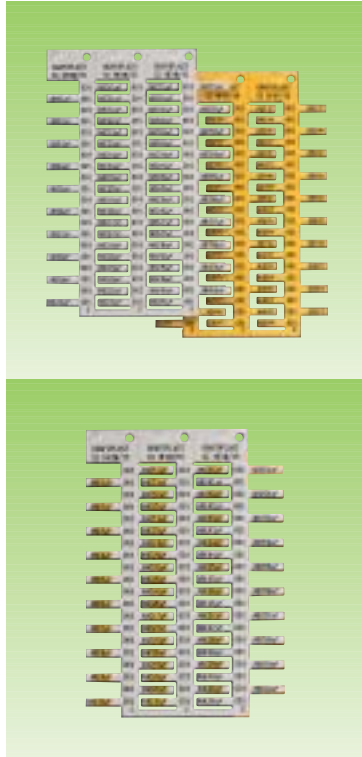
Sleeves for cable tie

Designed to hold the SIHF 44 tags, allows the marking of large cables and bundles by using a cable tie.

#	SI 1002
mm 20	
PVC	
-50 ÷ +60 °C	
UL-94 Class V0	
Transparent / Light blue	
SI HF44	
Acids - Water - Oils - Powders	
Absence of toxic substances	
	SI 1002
	240

Self-adhesive tag holder

The self-adhesive tag holder solves the problem of marking onto surfaces that offer no other fixing possibilities. Compatible with the SIHF44W/Y tags.



#	SI HF2	#			
		SI HF2 W /10	mm 10 x 4	60	960
		SI HF2 W /15	mm 15 x 4	60	960
		SI HF2 W /23*	mm 23 x 4	60	720
		SI HF2 W /30	mm 30 x 4	40	480
		SI HF2 W /40	mm 40 x 4	30	480
		SI HF2 Y /10	mm 10 x 4	60	960
		SI HF2 Y /15	mm 15 x 4	60	960
		SI HF2 Y /23*	mm 23 x 4	60	720
		SI HF2 Y /30	mm 30 x 4	60	480
		SI HF2 Y /40	mm 40 x 4	30	480
		SI HF2 WYW/23*	mm 23 x 4	60	720
	W = ABS-PC Y = ABS-PC				
	UL-94 ClassV0				
	-50 ÷ +80 °C				
	Acids - Water - Oils - Powders				
	Absence of toxic substances				
	W = White Y = Yellow				
	SI 2009 / SI 2009 X*				
	TRASP				

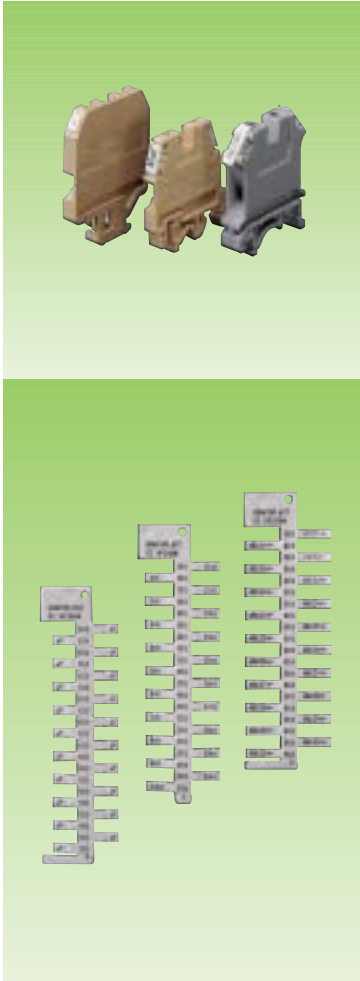
LEGENDA

Tag for sleeves

These tags can be marked automatically and then inserted into holders from the manual TRASP system. Providing the appropriate holder, these tags can be used to identify practically any core, cable or item of equipment.

NUMBER OF CHARACTERS THAT CAN BE PLOTTED ON THE SI HF TAGS

TAG DIMENSION	NUMBER OF CHARACTERS	
	standard	compressed
6 mm	3	4
7 mm	3	4
10 mm	6	7
12 mm	7	10
15 mm	8	12
18 mm	10	14
20 mm	12	16
23 mm	15	18
30 mm	18	24
40 mm	24	32



#	SI HF20÷22	#		
	SI HF20 AW	mm 6x5	Cabur serie EDM	
	SI HF20 GW	mm 7x5	Siemens	
	SI HF20 LW	mm 6x5	Contaclip, Korner, Morsetti Italia, Staffel Weidmüller, Klemsan (WDK/WDU/SAK)	
	SI HF21 AW	mm 10x5	Cabur serie EDM, Wago	
	SI HF21 BW***	mm 12x5	Cabur (Polyamid) CBD	
60				
PC				
UL-94 Class V0				
-50 ÷ +120 °C				
Acids - Water - Oils - Powders	SI HF22 AW	mm 15x5	Cabur serie EDM, Wago	
	SI HF22 BW	mm 15x5	Cabur (Polyamid) CBD	
Absence of toxic substances	SI HF22 CW **	mm 15x5	Entrelec	
	SI HF22 EW	mm 15x5	Phoenix C.	
White	SI HF22 MW**	mm 15x5	Sprecher+Schuh, Telemecanique, Wieland	
SI 2009 / SI 2009 W		960		

Staggered tags for terminal blocks

These tags are ideal for marking the most commonly used terminal blocks on the market.

Grafoplast offers a complete range of tags, suitable for every type of standard terminal block.

*Also suitable for Telemecanique LA1KN22 and CA2KN22 contactors

** Also suitable for ILME CTB-CTSB multipolar connectors


*** Also suitable for Wago 780



#	SI HF25	#	mm 14x6	Weidmüller DSTVK Klemsan
		SI HF25 LW		
72				
PC				
UL-94 Class V0				
-50 ÷ +120 °C				
Acids - Water - Oils - Powders				
Absence of toxic substances				
White				
SI 2009W		864		

Tags for connectors


18 in-line connectors can be marked simultaneously and efficiently with this article.




#	SI HF31	#			
		SI HF31 W	mm 20x9	20	240
		SI HF31 Y	mm 20x9	20	240
	W = ABS-PC Y = ABS-PC				
	UL-94 Class V0				
	W=-50 ÷ +120 °C Y=-50 ÷ +80 °C				
	Acids - Water - Oils - Powders				
	Absence of toxic substance				
	W = White Y = Yellow				
	SI 2009W				
	160/MT, 161/MT				

Tags for channel

These tags fit easily into the channel and can be rapidly replaced. This saves time during maintenance work.

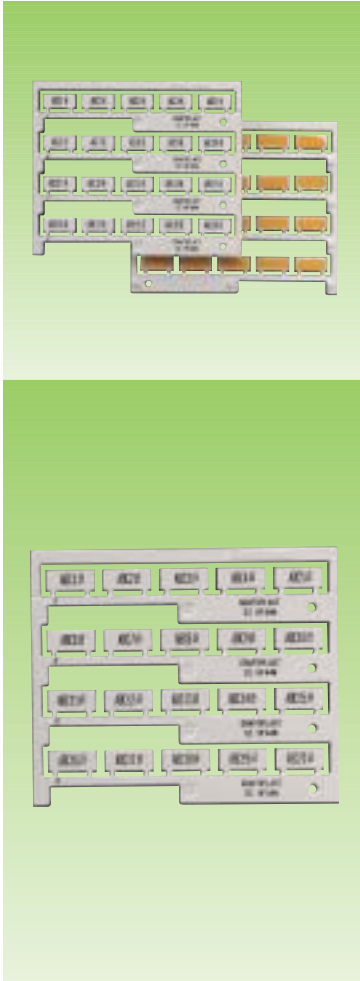


#	SI HF 32÷36	#				
		SI HF32 FW	17 x 8	General El. CL02	20	240
		SI HF32 GW**	20 x 9	Klöck.M., Siemens	20	240
		SI HF32 HW*	17 x 12	Allen Bradley	24	288
		SI HF32 MW	21 x 8	Télemécanique	20	240
		SI HF32 MWK	17 x 8	Télemécanique	20	240
		SI HF34 GW	10 x 7	Siemens "S. 3R"	48	480
		SI HF35 GW	20 x 7	Siemens "S. 3R"	20	240
		SI HF35 GY	20 x 7	Siemens "S. 3R"	20	240
		SI HF36 GW	8,6 x 9,9	Siemens ASI	30	360
	PC					
	UL-94 Class V0					
	W=-50 ÷ +120 °C					
	Acids - Water - Oils - Powders					
	Absence of toxic substances					
	W = White Y = Yellow					
	SI 2009 * SI 2009 W					

LEGENDA

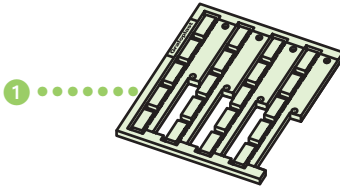
Tags for contactors

These long-lasting and indelible tags are used to rapidly identify contactors.

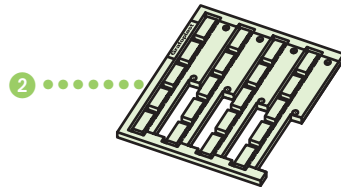


SI HF41 SI HF42

SI HF44



self-adhesive



for holders with cable tie



1 ABS-PC + ACR 2 ABS-PC



UL-94 Class V0



-50 ÷ +80 °C



Acids - Water - Oils - Powders



Absence of toxic substance



E = Grey Y = Yellow
W = White



SI 2009



SI HF 42 W	20 x 9		20	240
SI HF 42 Y	20 x 9		20	240
SI HF 44 W	20 x 9	SI 1001		240
		SI HF C1		
SI HF 44 Y	20 x 9	SI 1001		240
		SI HF C1		
SI HF 41017 E	17 x 10		24	288
SI HF 41017 W	17 x 10		24	288
SI HF 41017 Y	17 x 10		24	288
SI HF 41527 E	27 x 15		16	192
SI HF 41527 W	27 x 15		16	192
SI HF 41527 Y	27 x 15		16	192
SI HF 41550 E	50 x 15		8	96
SI HF 41550 W	50 x 15		8	96
SI HF 41550 Y	50 x 15		8	96
SI HF 41567 E	67 x 15		8	96
SI HF 41567 W	67 x 15		8	96
SI HF 41567 Y	67 x 15		8	96
SI HF 42222 W	22 x 22		10	120

Adhesive tag


These tags, can be applied directly to equipment. Their format allows to mark using large characters or more than one line of text.








Tag for sleeve SI HF 44

These tags are designed to be used with either the SI1001 sleeves when marking cable or bundles, or the SI1002 holders when additional protection is required for equipment identification.



Flag-type tags for terminal blocks

#	SI HF50-51-52	#				
		SI HF50 GW	Siemens p. 6.5	mm 7 x 5	51	816
		SI HF50 LW	Weidmüller XDK ZDU WDU e SAK* Wago 870	mm 6 x 5	60	960
		SI HF50 NW	Wago I/O 750	mm 6 x 5	60	1408
		SI HF51 CW	Entrelec, Phoenix C. Cabur, Wago (280-) Finder Cabur, Wago	mm 10 x 5	60	960
		SI HF51 GW	Siemens p. 6.5	mm 10 x 5	51	816
		SI HF51 HW	Woertz, Allen Bradley	mm 10 x 5	60	960
		SI HF51 LW	Weidmüller, Wago 870 WDU & SAK* ZDK ZDU	mm 10 x 5	60	960
		SI HF51 LWK	Weidmüller WDK, Asi Klemsan	mm 10 x 5	60	960
		SI HF52 CW	Entrelec, Phoenix C. Cabur, Wago, Klemsan	mm 15 x 5	60	960
		SI HF52 HW	Woertz, Allen Bradley	mm 15 x 5	60	960
		SI HF52 LW	Weidmüller WDU & SAK*	mm 15 x 5	60	960
		SI HF52 LWK	Weidmüller WDK, Asi	mm 15 x 5	60	960


-  PC
-  UL-94 Class V0
-  -50 ÷ +120 °C
-  Acids - Water - Oils - Powders
-  Absence of toxic substances
-  White
-  SI 2009








These tags , once plotted can easily be detached from the holding backbone and rapidly applied to individual terminal blocks.

*ASI series USC and NR, Kärner, Staffel, Contaclip, Morsetti Italia.



SI HF 64÷68



-  PC
-  UL-94 Class V0
-  -50 ÷ +120 °C
-  Acids - Water - Oils - Powders
-  Absence of toxic substance
-  White
-  SI 2009 / SI 2009C
SI 2009D / SI 2009W

#					
SI HF64 NW	Wago mini morsetti	mm 12 x 4	78	1248	
SI HF65 BW	Cabur H p. 5.2	mm 8 x 5	80	960	
SI HF65 BWT	Cabur CBD	mm 12 x 5	80	960	
SI HF65 BWT8	Cabur CBD	mm 8 x 5	80	960	
SI HF65 CW	Entrelec	mm 10 x 5	88	1056	
SI HF65 DW	Legrand Viking 3	mm 11 x 5	84	1008	
SI HF65 EW	Phoenix C. ST	mm 5 x 5	80	960	
SI HF65 EWT	Phoenix C,STTB mod. Festo,STTBS,UK	mm 10 x 5	60	960	
SI HF65 LW7	Weid , Wago 870	mm 7 x 4,5	88	1408	
SI HF65 LW	Weid, Klemmsan Wago 870	mm 10 x 4,5	88	1408	
SI HF65 LWK	Weid P. D., Klemmsan	mm 10 x 4,5	88	1408	
SI HF66 BW	Cabur	mm 8 x 6	68	816	
SI HF66 BWT	Cabur CBD	mm 12 x 6	68	816	
SI HF66 BWT8	Cabur CBD	mm 8 x 6	68	816	
SI HF66 CW	Entrelec	mm 10 x 6	72	864	
SI HF66 DW	Legrand Viking 3	mm 11 x 6	72	864	
SI HF66 EW	Phoenix C. ST	mm 5 x 6	68	816	
SI HF66 EWT	Phoenix C,STTB STTBS,UK	mm 10 x 5,5	51	816	
SI HF66 LW	Weid, Klemmsan	mm 10 x 5,5	72	1152	
SI HF68 BWT	Cabur CBD	mm 12 x 7,5	52	624	
SI HF68 BWT8	Cabur CBD	mm 8 x 7,5	52	624	
SI HF68 CW	Entrelec	mm 10 x 8	52	624	
SI HF68 DW	Legrand Viking 3	mm 11 x 8	52	624	
SI HF68 EW	Phoenix C. ST	mm 5 x 8	52	624	
SI HF68 EWT	Phoenix C, STTB STTBS,UK	mm 10 x 7,5	39	624	


Tags in strip form for terminal blocks

These tags can be applied rapidly to banks of terminal blocks.

The ease of plotting and the modularity of application make these tags extremely efficient for marking a great number of sets of terminal blocks.

The series are related to the sections :


- 1.5 section - 64 series**
- 2.5 section - 65 series**
- 4 section - 66 series**
- 6 section - 68 series**



#	SI HF TM	#	∅ in mm	in mm	
					
					
		SI HF TM 01 W/10	1,0 ± 2,8	10 x 4,5	720
		SI HF TM 01 W/15	1,0 ± 2,8	15 x 4,5	720
		SI HF TM 02 W/10	2,0 ± 4,2	10 x 4,5	720
		SI HF TM 02 W/15	2,0 ± 4,2	15 x 4,5	720
		SI HF TM 01 Y/10	1,0 ± 2,8	10 x 4,5	720
		SI HF TM 01 Y/15	1,0 ± 2,8	15 x 4,5	720
		SI HF TM 02 Y/10	2,0 ± 4,2	10 x 4,5	720
		SI HF TM 02 Y/15	2,0 ± 4,2	15 x 4,5	720
	PC				
	-50 ÷ +120 °C				
	W = White Y = Yellow				
	45				
	UL-94 Class V0				
	Acids+Water+Oils+Powders				
	Absence of toxic substances				
	SI 2009				

LEGENDA

Wire marking tag These tags are designed to be fitted directly to cores. The circular portion of the tag anchors the marker.



SIT


SIT components mark the outside of electrical control panels in an effective and efficient manner.

Label

# SIT 100	#	☀
	SIT W 100	① mm 186x288
① MMA/ACR		
mm 0,8		
-40 ÷ +82 °C		
White		
2		
SI 2009 SIT / SI 2009		

The entire writing surface of this label can be used for marking. It is particularly useful when a large-size printing is required.

The label has holes to allow the attachment to the plate using the SIT0001 sealing plugs.




#	SIT 400	#	Ø		
				1 mm	
		SIT W404	mm 22	40 x 30	72
		SIT W408	mm 24	50 x 50	30
		SIT W412	mm 30	50 x 50	30

- 1 MMA/ACR
- mm 0,8
- 40 ÷ +82 °C
- White
- SI 2009 SIT / SI 2009

LEGENDA

Tags with a hole These are pre-cut self-adhesive tags for insertion around industrial push-buttons. They are ideal where efficient and economical marking is required.
 The sheet has holes to allow the attachment to the plate using the SIT0001 sealing plugs.









#	SIT 600	#		
		SIT M 610	1 mm 27 x 16	180
		SIT M 612	1 mm 27 x 18	180
		SIT M 616	1 mm 27 x 19	180
		SIT M 636	1 mm 35 x 15	176
		SIT M 656	1 mm 50 x 15	110
		SIT M 668	1 mm 60 x 24	56
		SIT M 674	1 mm 100 x 40	16
		SIT M 678	1 mm 100 x 60	12
		SIT W 604	1 mm 27 x 12,5	260
		SIT W 610	1 mm 27 x 16	180
		SIT W 612	1 mm 27 x 18	180
		SIT W 616	1 mm 27 x 19	180
		SIT W 627	1 mm 27 x 27	120
		SIT W 636	1 mm 35 x 15	176
		SIT W 654	1 mm 50 x 10	160
		SIT W 656	1 mm 50 x 15	110
		SIT W 668	1 mm 60 x 24	56
		SIT W 674	1 mm 100 x 40	16
		SIT W 678	1 mm 100 x 60	12
		SIT Y 604	1 mm 27 x 12,5	260
		SIT Y 616	1 mm 27 x 19	180

Self-adhesive tags

Available in a variety of formats and equipped with a high-performance permanent adhesive, these tags identify easily a very wide range of components.

The sheet has holes to allow the attachment to the plate using the SIT 0001 sealing plugs.



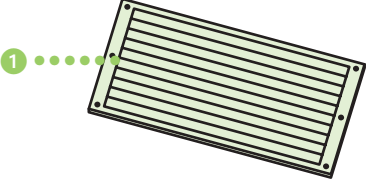
#	SIT 600X	#					
		SIT M 612X	1	27x18 mm	Metallo	per Télémeccanica	180
		SIT W 612X	1	27x18 mm	Metallo		180
		SIT W 630X	1	30x10 mm	Bianco	SIT 0003X050	224
	MMA/ABS						
	mm 0,8						
	-40 ÷ +82 °C						
	SI 2009 SIT / SI 2009						

LEGENDA

Tags

These tags offer quick removal from the holder, are pre-cut and have slightly rounded corners.



#	SIT 800	#		
				
		SIT M 804/215	1 mm 215 x 10	120
		SIT M 804/430*	1 mm 430 x 10	72
		SIT W 804/215	1 mm 215 x 10	120
		SIT W 804/430*	1 mm 430 x 10	72
		SIT Y 804/215	1 mm 215 x 10	120
		SIT Y 804/430*	1 mm 430 x 10	72
		SIT M 806/215	1 mm 215 x 15	70
		SIT M 806/430*	1 mm 430 x 15	48
		SIT W 806/215	1 mm 215 x 15	70
		SIT W 806/430*	1 mm 430 x 15	48
		SIT Y 806/215	1 mm 215 x 15	70
		SIT Y 806/430*	1 mm 430 x 15	48
		SIT M 808/215	1 mm 215 x 20	60
		SIT M 808/430*	1 mm 430 x 20	36
		SIT W 808/215	1 mm 215 x 20	60
		SIT W 808/430*	1 mm 430 x 20	36
		SIT Y 808/215	1 mm 215 x 20	60
		SIT Y 808/430*	1 mm 430 x 20	36



MMA-ABS ACR



mm 0,8



-40 ÷ +82 °C



M = Metal Y = Yellow
W = White




SI 2009 SIT / SI 2009*

Self-Adhesive strips

These strips with special formats make it possible to identify components in series on the outside of control panels, and can be applied rapidly and efficiently thanks to the high performance adhesive used.

In particular they can be used for the identification of electrical distribution boards.




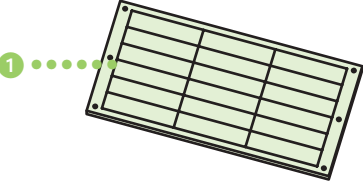
#	SIT 800X	#		
		SIT M 804X/215	1 mm 215 x 10	120
		SIT M 804X/430*	1 mm 430 x 10	72
		SIT W 804X/215	1 mm 215 x 10	120
		SIT W 804X/430*	1 mm 430 x 10	72
		SIT Y 804X/215	1 mm 215 x 10	120
		SIT Y 804 X/430	1 mm 430x 10	72
		SIT M 806X/215	1 mm 215 x 15	70
		SIT M 806X/430*	1 mm 430 x 15	48
		SIT W 806X/215	1 mm 215 x 15	70
		SIT W 806X/430*	1 mm 430 x 15	48
		SIT Y 806X/215	1 mm 215 x 15	70
		SIT Y 806X/430*	1 mm 430 x 15	48
		SIT M 808X/215	1 mm 215 x 20	60
		SIT M 808X/430*	1 mm 430 x 20	36
		SIT W 808X/215	1 mm 215 x 20	60
		SIT W 808X/430*	1 mm 430 x 20	36
		SIT Y 808X/215	1 mm 215 x 20	60
		SIT Y 808X/430*	1 mm 430 x 20	36
	MMA-ABS ACR			
	mm 0,8			
	-40 ÷ -82 °C			
	M = Metal Y =Yellow W = White			
	SI 2009 SIT / SI 2009*			
	SIT OB10 - 15 - 20			







LEGENDA

Strips for channel

Mouted into SIT OB channel, these strips allow the equipment to be marked with large text. Particularly useful to identify electrical distribution boards.




#	SIT 800X 3T	#	◆
		SIT W 808X 3T	① mm 70 x 20
		SIT M 808X 3T	① mm 70 x 20

-  MMA-ABS
-  -40 ÷ -82 °C
-  M = Metal
W = White
-  SI 2009 SIT / SI 2009
-  SIT 0004 x 100
-  180

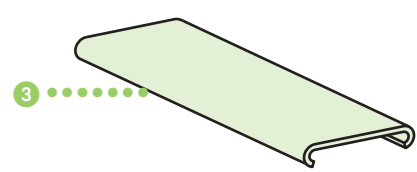
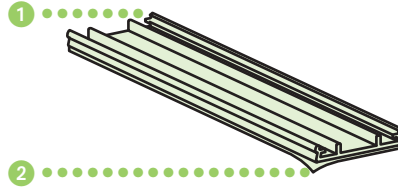
Pre-cut strips

The pre-cut strips without adhesive are used in conjunction with SIT 0004X100 (transparent holder). The sheet, which contains 18 strips, has holes to allow the attachment to the plate using the SIT0001 sealing plugs. An ideal solution to problems associated with marking cables or bundles when large text or a great deal of information is required.



SIT 0B10-15-20

SIT 0C10-15-20



	1 3 PVC 2 ACR
	UL-94 Class V0
	1 -10 ÷ + 70 °C 2 Max 200 °C
	Acids ÷ Water Bases ÷ Saline solutions
	1 Black C Transparent
	SI2K804_, SI2K806_, SI2K808_ SI2K201_, SI2K202_, SI2K203_

#		
SIT 0B10/430	mm 430 x 10	36
SIT 0B10/MT	mm 1.000 x 10	30
SIT 0B15/430	mm 430 x 15	48
SIT 0B15/450	mm 450 x 15	35
SIT 0B15/650	mm 650 x 15	35
SIT 0B15/MT	mm 1.000 x 15	35
SIT 0B20/430	mm 430 x 20	36
SIT 0B20/MT	mm 1.000 x 20	32
SIT 0C10/430	mm 430 x 10	36
SIT 0C10/MT	mm 1.000 x 10	30
SIT 0C15/430	mm 430 x 15	48
SIT 0C15/450	mm 450 x 15	35
SIT 0C15/650	mm 650 x 15	35
SIT 0C15/MT	mm 1.000 x 15	35
SIT 0C20/430	mm 430 x 20	36
SIT 0C20/MT	mm 1.000 x 20	32

Self-adhesive channel

Once the channel has been mounted using its self-adhesive backing, SIT 800X strips can be inserted. These strips are applied rapidly by simple pressure and can be easily replaced.

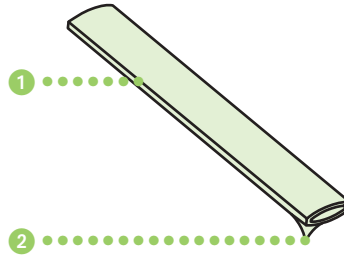
Transparent cover

The transparent channel cover adds protection to the strips.

LEGENDA



SIT 0003 - SIT 0004 - SIT 0005



1 PVC 2 ACR



UL-94 Class V0

SIT0003/430

mm 430x10x2,5

SI2K804_

36

SIT0004/430

mm 430x15x3

SI2K806_

48



-50 ÷ +80 °C

SIT0005/430

mm 430x20x3

SI2K808_

36



Acids - Water - Oils - Powders



Transparent

Self-adhesive transparent holder

This holder contains and protects idents created using SIT articles. Its length is equal to 24 DIN modules, and it is particularly useful in situations requiring increased protection of the ident. Thanks to the high performance adhesive provided, it can be applied rapidly to the articles to be identified.



#	SIT 0003÷5X	#			
		SIT 0003X050	mm 50 x 10	SIT W 630X	224
				SI2K804_	
		SIT 0004X050	mm 50 x 15	SIT HF 01	192
				SI2K806_	
				SI2K201_	
				SI2K202_	
				SI2K203_	
		SIT 0004X070	mm 70 x 15	SIT HF 02	96
				SI2K806_	
				SI2K201_	
				SI2K202_	
				SI2K203_	
		SIT 0004X090	mm 88 x 15	SIT HF 03	96
				SI2K806_	
				SI2K201_	
				SI2K202_	
				SI2K203_	
		SIT 0005X100	mm 100 x 20	SIT W 808X 3T	180
				B = Nero	
				W = Bianco	
				M = Metal	
				Y = Giallo	

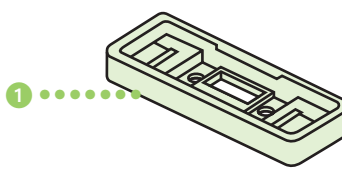
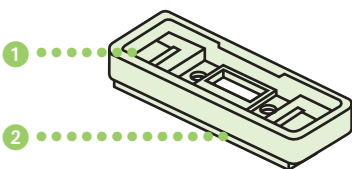
- PVC
- UL-94 Class V0
- 50 ÷ +80 °C
- Transparent
- Acids - Water - Oils - Powders

Transparent holder

These transparent holders, designed to contain the pre-cut plotted tags, can be fastened to the cable using cable ties.

LEGENDA


SIT 0A06÷08

SIT 0A06X÷08X


① PA ② ACR



① mm 0,4



① Max 100°C




① Black

ADHESIVE				NON-ADHESIVE			
SIT 0A06	mm 17x30	SIT HF01	192	SIT 0A06X	mm 17x30	SIT HF01	192
		SIT 0V01				SIT 0V01	
		SI2K201_				SI2K201_	
SIT 0A07	mm 17x52	SIT HF02	96	SIT 0A07X	mm 17x52	SIT HF02	96
		SIT 0V02				SIT 0V02	
		SI2K02_				SI2K02_	
SIT 0A08	mm 17x70	SIT HF03	96	SIT 0A08X	mm 17x70	SIT HF03	96
		SIT 0V03				SIT 0V03	
		SI2K203_				SI2K203_	
						W= Bianco	
						Y= Giallo	
						M=Metal	


Tag Holder

This article, attached by adhesive or screws, holds tags that can be replaced.
A protective slide covers the plotted tag.



SIT 0B05

SIT 0B07




SIT 0B08

SIT 0B09




SIT 0B05-7-8-9

SIT 0B05X-7X-8X-9X



adhesive




non-adhesive

#	1 PA	2 ACR	#		
SIT 0B05	2 mm 0,4	2 Max 100°C	SIT 0B05	SIT HF 01 SIT 0V 01 S12K201_	Ø mm 22,5
SIT 0B05X					
SIT 0B07	1 Black	192	SIT 0B07	SIT HF 01 SIT 0V 01 S12K202_	Télémeccanique Harmony ZB4
SIT 0B07X					
SIT 0B08			SIT 0B08	SIT HF 04 SIT 0V 04	Ø mm 22
SIT 0B08X					
SIT 0B09			SIT 0B09	SIT HF 05 SIT 0V 05	Télémeccanique Harmony ZB4
SIT 0B09X					
				W= Bianco	
				M= Metal	
				Y= Giallo	

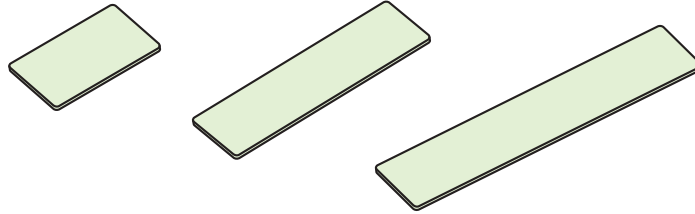
LEGENDA

Tag holder for push-buttons

The tag holder for push-buttons is practically suitable for all industrial models of push-button. The plotted tags are inserted into the holder together with a slide for additional protection. The tag holders can be mounted with screws or, if self-adhesive, without any mechanical intervention.



SIT HF 1710 - 1715 - 2710 - 5010 - 6710 - 01÷05



W = PC
Y = PC

E = ABS-PC



UL-94 Class V0



W = -50 ÷ +120°C E = -50 ÷ +80°C
Y = -50 ÷ +120°C



Acids - Water - Oils - Powders



Absence of toxic substances



W = White E = Grey
Y = Yellow




SI 2009



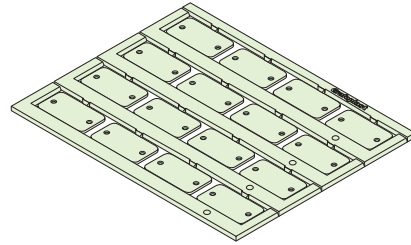
SIT HF1710 E	17x10	SIT OB10/SIT 0003-TGNS	288
SIT HF1710 W	17x10	SIT OB10/SIT 0003-TGNS	288
SIT HF1710 Y	17x10	SIT OB10/SIT 0003-TGNS	288
SIT HF1715 W	17x15	SIT OB10/SIT 0003-TGNS	288
SIT HF1715 W MC	17x15	SIT OB10/SIT 0003-TGNS	1200
SIT HF2710 W	27x10	SIT OB10/SIT 0003-TGNS	192
SIT HF2710 Y	27x10	SIT OB10/SIT 0003-TGNS	192
SIT HF5010 W	50x10	SIT OB10/SIT 0003-TGNS	96
SIT HF5010 Y	50x10	SIT OB10/SIT 0003-TGNS	96
SIT HF6710 W	67x10	SIT OB10/SIT 0003-TGNS	96
SIT HF6710 Y	67x10	SIT OB10/SIT 0003-TGNS	96
SIT HF01 E	27x15	SIT 0A06 / SIT 0A06X	192
SIT HF01 W			
SIT HF01 Y			
SIT HF02 E	50x15	SIT 0A07 / SIT 0A07X	96
SIT HF02 W			
SIT HF02 Y			
SIT HF03 E	67x15	SIT 0A08 / SIT 0A08X	96
SIT HF03 W			
SIT HF03 Y			
SIT HF04 E	27x27	SIT 0B08 / SIT 0B08X	96
SIT HF04 W			
SIT HF04 Y			
SIT HF05 W	27x 8	SIT 0B09 / SIT 0B09X	192

Tags for tag holder

These tags, once plotted, can be inserted rapidly into the tag holders by simple pressure. The tags SITHF 2710W/Y SITHF 5010W/Y SITHF 6710W/Y can be inserted into channel SIT OB10.



SIT HF D01W



PC				
UL-94 Class V0	SIT HFD01 W	mm 27x15		192
-50 ÷ +120 °C				
Acids - Water - Oils - Powder				
Absence of toxic substances				
White				
SI 2009				

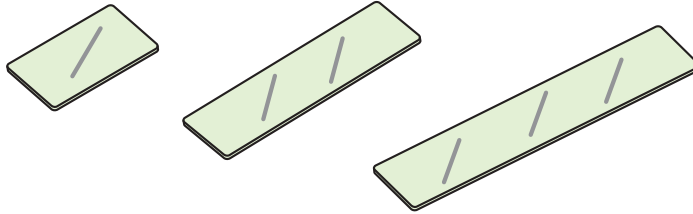
LEGENDA

Tags with HOLES

The article SITHD01W has two holes to allow mounting using screws or rivets.



SIT 0V



PC/HF				
UL-94 Class V0	SIT 0V01	mm 27x15	SI 0A06÷06X SI 0B05÷05X SI 0B07÷07X	192
-50 ÷ +120°C	SIT 0V02	mm 50x15	SI 0A07÷07X	96
Acids ÷ Water ÷ Oils ÷ Powders	SIT 0V03	mm 67x15	SI 0A08÷08X	96
Absence of toxic substances	SIT 0V04	mm 27x27	SI 0A08÷08X	96
Transparent	SIT 0V05	mm 27x8	SI 0A09÷09X	192
SI2K201_, SI2K202_, SI2K203_				
W = White, M = Metal, Y= Yellow				

Protective Slide

The slide is used wherever special protection is needed for the markers and for tags mounted in holders.




#	SIFX	#			
	VA	SIFX 0615 Y	mm 6 x 15	10	5700
	mm 0,8	SIFX 0660 Y	mm 6 x 60	10	1200
	-10 ÷ +80°C	SIFX 0912 Y	mm 9 x 12	10	4600
	Y = Yellow W = White B = Black border	SIFX 0915 Y	mm 9 x 15	10	3800
	Self-extinguishing	SIFX 0960 Y	mm 9 x 60	10	800
	SI 2009 SIT	SIFX 1240 Y	mm 12 x 40	10	1050
		SIFX 0615 W	mm 6 x 15	10	5700
		SIFX 0660 W	mm 6 x 60	10	1200
		SIFX 0912 W	mm 9 x 12	10	4600
		SIFX 0915 W	mm 9 x 15	10	3800
		SIFX 0960 W	mm 9 x 60	10	800
		SIFX 1240 W	mm 12 x 40	10	1050

Self-adhesive labels

The pre-cut self-adhesive labels are available in plottable sheets using the SI2000 system. They are fixed to the SI2009SIT plotter plate with the SIT0001 item (sealing plugs). The writing offers good indelebility features, and resistance to UV rays and alcohol. Compatible with SI2003T pen.

LEGENDA



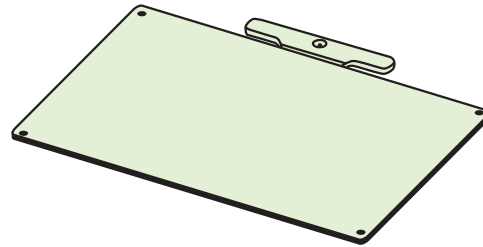
#	SIFK	#			
	Steady Fabric Thermosetting caoutchiouc	SIFK 0615 Y	mm 6 x 15	20	4480
	mm 0,28	SIFK 0915 Y	mm 9 x 15	20	3080
	Yellow	SIFK 1020 Y	mm 10 x 20	20	2000
	Thermosetting caoutchiouc	SIFK 1025 Y	mm 10 x 25	20	1600
	SI 2009 SIT	SIFK 1030 Y	mm 10 x 30	20	1400
		SIFK 1550 Y	mm 15 x 50	20	560
		SIFK 1020 Y/B	mm 10 x 20	20	2000
		SIFK 1025 Y/B	mm 10 x 25	20	1600
		SIFK 1030 Y/B	mm 10 x 30	20	1400
		SIFK 1550 Y/B	mm 15 x 50	20	560

Labels

The labels are fixed to the SI2009 SIT plate with self-adhesive tape. Compatible only with SI2014N felt-tip pen.



SIT HF 301 / 401 / 601 / 991



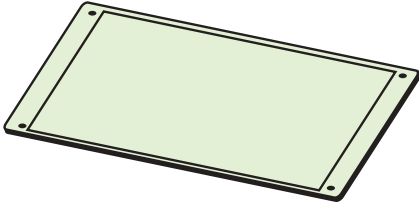






	in mm			
SIT HF 301W	70 x 30	PC	White	-50 ÷ 120 °C
SIT HF 301E	70 x 30	ABS/PC	Grey	-50 ÷ 80 °C
SIT HF 301Y	70 x 30	PC	Yellow	-50 ÷ 120 °C
SIT HF 401W	90 x 40	PC	White	-50 ÷ 120 °C
SIT HF 401E	90 x 40	ABS/PC	Grey	-50 ÷ 80 °C
SIT HF 401Y	90 x 40	PC	Yellow	-50 ÷ 120 °C
SIT HF 601W	100 x 60	PC	White	-50 ÷ 120 °C
SIT HF 601E	100 x 60	ABS/PC	Grey	-50 ÷ 80 °C
SIT HF 601Y	100 x 60	PC	Yellow	-50 ÷ 120 °C
SIT HF 991W	150 x 100	PC	White	-50 ÷ 120 °C
SIT HF 991E	150 x 100	ABS/PC	Grey	-50 ÷ 80 °C
SIT HF 991Y	150 x 100	PC	Yellow	-50 ÷ 120 °C

	UL-94 Class V0	Absence of toxic substances	10
--	----------------	-----------------------------	----

FIRMA label

The FIRMA label is designed to hold the trade-mark/logo of the installer, together with data relating to the work carried out. The label can be plotted using the Plotter System. FIRMA is available in four sizes to meet a variety of requirements. Available in white, yellow or grey, the text can be in black, red or green. It can be attached either with screws or rivets, in compliance with regulations.

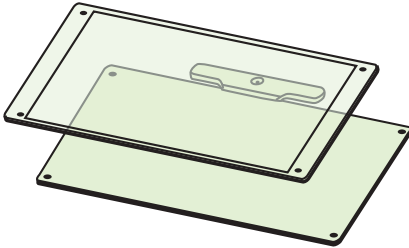


#	SIT 0V 301/401/601/991	#	
		SIT 0V 301	SIT HF 301 W-E-Y SI2K301_
		SIT 0V 401	SIT HF 401 W-E-Y SI2K401_
		SIT 0V 601	SIT HF 601 W-E-Y SI2K601_
		SIT 0V 991	SIT HF 991 W-E-Y
	PC		
	Transparent		
	-50 ÷ +120 °C		
	UL-94 Class V0		
	Absence of toxic substances		W = Bianco Y = Giallo
	10		B = Nero M = Metal

FIRMA protective cover

The cover clips over the Firma label, including the sides, to protect it from water, oils and abrasion.

LEGENDA

#	SIT HF...MX	#		
		SIT HF 301 WMX	Bianco	5 + 5
		SIT HF 301 EMX	Grigio	5 + 5
		SIT HF 301 YMX	Giallo	5 + 5
		SIT HF 401 WMX	Bianco	5 + 5
		SIT HF 401 EMX	Grigio	5 + 5
		SIT HF 401 YMX	Giallo	5 + 5
		SIT HF 601 WMX	Bianco	5 + 5
		SIT HF 601 EMX	Grigio	5 + 5
		SIT HF 601 YMX	Giallo	5 + 5
		SIT HF 991 WMX	Bianco	5 + 5
		SIT HF 991 EMX	Grigio	5 + 5
		SIT HF 991 YMX	Giallo	5 + 5

FIRMA mix

FIRMA MIX contain a selection of Firma labels and associated protective covers.